


LEVER 575



LEVER 575

EN Instructions for Use

LEVER 575

www.burg.de

LEVER 575 Combination padlocks



- A** Tempered steel shackle
- B** latch (Zamak)
- C** combination wheel (Zamak)
- D** corpus (Zamak)

Introduction

Dear Customer,

Thank you for choosing the LEVER 575 mechanical number combination padlock.

This lock was designed to meet particular specifications for wood and metal lockers. In creating this design, we paid particular attention to the ease of operation of the padlock. The lock also stands out due to its robust design.

We hope you enjoy using your new lock system.

Your BURG F. W. Lüling KG

Delivery status

Number combination: 0-0-0-0


General

This manual has been created based on the current information available to us. Legal claims regarding the accuracy of the document do not apply. We reserve the right to implement technical modifications. BURG F. W. Lüling KG assumes no liability for incorrectly installed parts and any ensuing damage to individuals or materials.

Technical data

Possible number combinations	9.999
Master key	simultaneous locking

Shackle dimensions



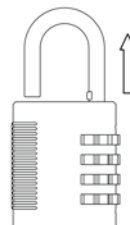
Setting a personal number combination

Your new resettable number combination padlock can be opened as delivered with the combination 0-0-0-0, even if the combination wheels are positioned differently.



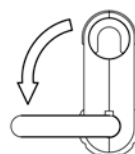
Step 1

Turn the combination wheels and set the combination of the delivered padlock (0-0-0-0) in such a way that they are clearly positioned on the line.



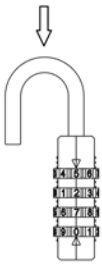
Step 2

Pull out the shackle.



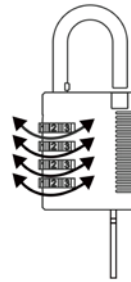
Step 3

Turn the shackle 90° anti-clockwise.



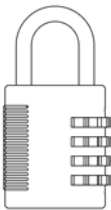
Step 4

Then press the shackle down completely, hold it in a (90°) position and turn the combination wheels to your chosen combination. The shackle has to remain in the position described while you set your chosen combination.



Step 3

Turn the combination wheels individually until they can no longer be turned.



Step 5

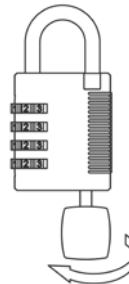
Then return the shackle to the original position. Your personal combination has now been set.

Keep your combination in a safe and easily accessible place.



Step 4

You now have the valid number combination.



Step 5

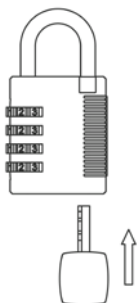
When you have found the valid number combination, do not forget to close the latch again and to pull out the key. The lock can now be used again.

Note:

Should you forget your number combination please refer to the person responsible for the lock system.

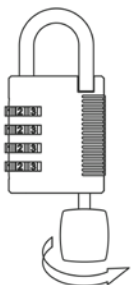
Retrieving the valid number combination

If you have forgotten the number combination for a lock, you can retrieve it using the master key.



Step 1

Insert the master key into the lock.



Step 2

Turn the master key 180° clockwise. The latch then turns 90°. Turn the shackle out of the latch.

Note:

The master key is not for normal use (opening/closing), but only for emergencies.

BURG F.W. Lüling KG

Hegestraße 6
D-58300 Wetter (Germany)
Fon +49 (0) 23 35/63 08-0
Fax +49 (0) 23 35/63 08-999
info@burg.de
www.burg.de